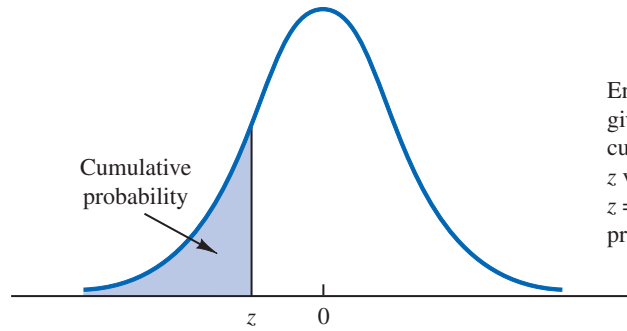


Appendix B: Tables

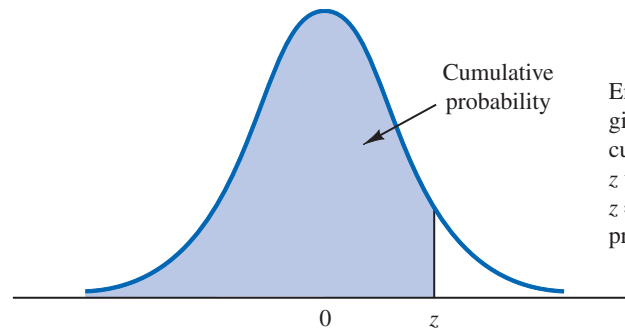
TABLE 1 CUMULATIVE PROBABILITIES FOR THE STANDARD NORMAL DISTRIBUTION



Entries in the table give the area under the curve to the left of the z value. For example, for $z = -.85$, the cumulative probability is .1977.

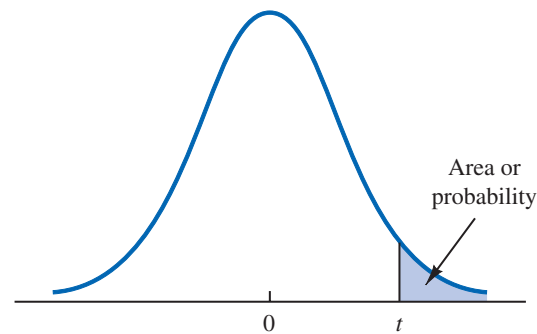
z	.00	.01	.02	.03	.04	.05	.06	.07	.08	.09
-3.0	.0013	.0013	.0013	.0012	.0012	.0011	.0011	.0011	.0010	.0010
-2.9	.0019	.0018	.0018	.0017	.0016	.0016	.0015	.0015	.0014	.0014
-2.8	.0026	.0025	.0024	.0023	.0023	.0022	.0021	.0021	.0020	.0019
-2.7	.0035	.0034	.0033	.0032	.0031	.0030	.0029	.0028	.0027	.0026
-2.6	.0047	.0045	.0044	.0043	.0041	.0040	.0039	.0038	.0037	.0036
-2.5	.0062	.0060	.0059	.0057	.0055	.0054	.0052	.0051	.0049	.0048
-2.4	.0082	.0080	.0078	.0075	.0073	.0071	.0069	.0068	.0066	.0064
-2.3	.0107	.0104	.0102	.0099	.0096	.0094	.0091	.0089	.0087	.0084
-2.2	.0139	.0136	.0132	.0129	.0125	.0122	.0119	.0116	.0113	.0110
-2.1	.0179	.0174	.0170	.0166	.0162	.0158	.0154	.0150	.0146	.0143
-2.0	.0228	.0222	.0217	.0212	.0207	.0202	.0197	.0192	.0188	.0183
-1.9	.0287	.0281	.0274	.0268	.0262	.0256	.0250	.0244	.0239	.0233
-1.8	.0359	.0351	.0344	.0336	.0329	.0322	.0314	.0307	.0301	.0294
-1.7	.0446	.0436	.0427	.0418	.0409	.0401	.0392	.0384	.0375	.0367
-1.6	.0548	.0537	.0526	.0516	.0505	.0495	.0485	.0475	.0465	.0455
-1.5	.0668	.0655	.0643	.0630	.0618	.0606	.0594	.0582	.0571	.0559
-1.4	.0808	.0793	.0778	.0764	.0749	.0735	.0721	.0708	.0694	.0681
-1.3	.0968	.0951	.0934	.0918	.0901	.0885	.0869	.0853	.0838	.0823
-1.2	.1151	.1131	.1112	.1093	.1075	.1056	.1038	.1020	.1003	.0985
-1.1	.1357	.1335	.1314	.1292	.1271	.1251	.1230	.1210	.1190	.1170
-1.0	.1587	.1562	.1539	.1515	.1492	.1469	.1446	.1423	.1401	.1379
- .9	.1841	.1814	.1788	.1762	.1736	.1711	.1685	.1660	.1635	.1611
- .8	.2119	.2090	.2061	.2033	.2005	.1977	.1949	.1922	.1894	.1867
- .7	.2420	.2389	.2358	.2327	.2296	.2266	.2236	.2206	.2177	.2148
- .6	.2743	.2709	.2676	.2643	.2611	.2578	.2546	.2514	.2483	.2451
- .5	.3085	.3050	.3015	.2981	.2946	.2912	.2877	.2843	.2810	.2776
- .4	.3446	.3409	.3372	.3336	.3300	.3264	.3228	.3192	.3156	.3121
- .3	.3821	.3783	.3745	.3707	.3669	.3632	.3594	.3557	.3520	.3483
- .2	.4207	.4168	.4129	.4090	.4052	.4013	.3974	.3936	.3897	.3859
- .1	.4602	.4562	.4522	.4483	.4443	.4404	.4364	.4325	.4286	.4247
- .0	.5000	.4960	.4920	.4880	.4840	.4801	.4761	.4721	.4681	.4641

TABLE 1 CUMULATIVE PROBABILITIES FOR THE STANDARD NORMAL DISTRIBUTION (*Continued*)



Entries in the table give the area under the curve to the left of the z value. For example, for $z = 1.25$, the cumulative probability is .8944.

z	.00	.01	.02	.03	.04	.05	.06	.07	.08	.09
.0	.5000	.5040	.5080	.5120	.5160	.5199	.5239	.5279	.5319	.5359
.1	.5398	.5438	.5478	.5517	.5557	.5596	.5636	.5675	.5714	.5753
.2	.5793	.5832	.5871	.5910	.5948	.5987	.6026	.6064	.6103	.6141
.3	.6179	.6217	.6255	.6293	.6331	.6368	.6406	.6443	.6480	.6517
.4	.6554	.6591	.6628	.6664	.6700	.6736	.6772	.6808	.6844	.6879
.5	.6915	.6950	.6985	.7019	.7054	.7088	.7123	.7157	.7190	.7224
.6	.7257	.7291	.7324	.7357	.7389	.7422	.7454	.7486	.7517	.7549
.7	.7580	.7611	.7642	.7673	.7704	.7734	.7764	.7794	.7823	.7852
.8	.7881	.7910	.7939	.7967	.7995	.8023	.8051	.8078	.8106	.8133
.9	.8159	.8186	.8212	.8238	.8264	.8289	.8315	.8340	.8365	.8389
1.0	.8413	.8438	.8461	.8485	.8508	.8531	.8554	.8577	.8599	.8621
1.1	.8643	.8665	.8686	.8708	.8729	.8749	.8770	.8790	.8810	.8830
1.2	.8849	.8869	.8888	.8907	.8925	.8944	.8962	.8980	.8997	.9015
1.3	.9032	.9049	.9066	.9082	.9099	.9115	.9131	.9147	.9162	.9177
1.4	.9192	.9207	.9222	.9236	.9251	.9265	.9279	.9292	.9306	.9319
1.5	.9332	.9345	.9357	.9370	.9382	.9394	.9406	.9418	.9429	.9441
1.6	.9452	.9463	.9474	.9484	.9495	.9505	.9515	.9525	.9535	.9545
1.7	.9554	.9564	.9573	.9582	.9591	.9599	.9608	.9616	.9625	.9633
1.8	.9641	.9649	.9656	.9664	.9671	.9678	.9686	.9693	.9699	.9706
1.9	.9713	.9719	.9726	.9732	.9738	.9744	.9750	.9756	.9761	.9767
2.0	.9772	.9778	.9783	.9788	.9793	.9798	.9803	.9808	.9812	.9817
2.1	.9821	.9826	.9830	.9834	.9838	.9842	.9846	.9850	.9854	.9857
2.2	.9861	.9864	.9868	.9871	.9875	.9878	.9881	.9884	.9887	.9890
2.3	.9893	.9896	.9898	.9901	.9904	.9906	.9909	.9911	.9913	.9916
2.4	.9918	.9920	.9922	.9925	.9927	.9929	.9931	.9932	.9934	.9936
2.5	.9938	.9940	.9941	.9943	.9945	.9946	.9948	.9949	.9951	.9952
2.6	.9953	.9955	.9956	.9957	.9959	.9960	.9961	.9962	.9963	.9964
2.7	.9965	.9966	.9967	.9968	.9969	.9970	.9971	.9972	.9973	.9974
2.8	.9974	.9975	.9976	.9977	.9977	.9978	.9979	.9979	.9980	.9981
2.9	.9981	.9982	.9982	.9983	.9984	.9984	.9985	.9985	.9986	.9986
3.0	.9987	.9987	.9987	.9988	.9988	.9989	.9989	.9989	.9990	.9990

TABLE 2 *t* DISTRIBUTION

Entries in the table give *t* values for an area or probability in the upper tail of the *t* distribution. For example, with 10 degrees of freedom and a .05 area in the upper tail, $t_{.05} = 1.812$.

Degrees of Freedom	Area in Upper Tail					
	.20	.10	.05	.025	.01	.005
1	1.376	3.078	6.314	12.706	31.821	63.656
2	1.061	1.886	2.920	4.303	6.965	9.925
3	.978	1.638	2.353	3.182	4.541	5.841
4	.941	1.533	2.132	2.776	3.747	4.604
5	.920	1.476	2.015	2.571	3.365	4.032
6	.906	1.440	1.943	2.447	3.143	3.707
7	.896	1.415	1.895	2.365	2.998	3.499
8	.889	1.397	1.860	2.306	2.896	3.355
9	.883	1.383	1.833	2.262	2.821	3.250
10	.879	1.372	1.812	2.228	2.764	3.169
11	.876	1.363	1.796	2.201	2.718	3.106
12	.873	1.356	1.782	2.179	2.681	3.055
13	.870	1.350	1.771	2.160	2.650	3.012
14	.868	1.345	1.761	2.145	2.624	2.977
15	.866	1.341	1.753	2.131	2.602	2.947
16	.865	1.337	1.746	2.120	2.583	2.921
17	.863	1.333	1.740	2.110	2.567	2.898
18	.862	1.330	1.734	2.101	2.552	2.878
19	.861	1.328	1.729	2.093	2.539	2.861
20	.860	1.325	1.725	2.086	2.528	2.845
21	.859	1.323	1.721	2.080	2.518	2.831
22	.858	1.321	1.717	2.074	2.508	2.819
23	.858	1.319	1.714	2.069	2.500	2.807
24	.857	1.318	1.711	2.064	2.492	2.797
25	.856	1.316	1.708	2.060	2.485	2.787
26	.856	1.315	1.706	2.056	2.479	2.779
27	.855	1.314	1.703	2.052	2.473	2.771
28	.855	1.313	1.701	2.048	2.467	2.763
29	.854	1.311	1.699	2.045	2.462	2.756
30	.854	1.310	1.697	2.042	2.457	2.750
31	.853	1.309	1.696	2.040	2.453	2.744
32	.853	1.309	1.694	2.037	2.449	2.738
33	.853	1.308	1.692	2.035	2.445	2.733
34	.852	1.307	1.691	2.032	2.441	2.728

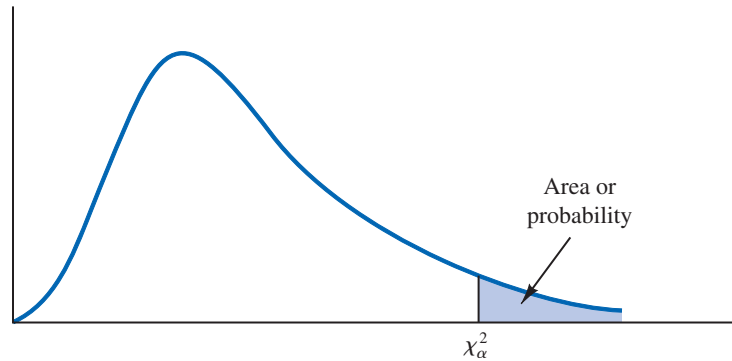
TABLE 2 *t* DISTRIBUTION (Continued)

Degrees of Freedom	Area in Upper Tail					
	.20	.10	.05	.025	.01	.005
35	.852	1.306	1.690	2.030	2.438	2.724
36	.852	1.306	1.688	2.028	2.434	2.719
37	.851	1.305	1.687	2.026	2.431	2.715
38	.851	1.304	1.686	2.024	2.429	2.712
39	.851	1.304	1.685	2.023	2.426	2.708
40	.851	1.303	1.684	2.021	2.423	2.704
41	.850	1.303	1.683	2.020	2.421	2.701
42	.850	1.302	1.682	2.018	2.418	2.698
43	.850	1.302	1.681	2.017	2.416	2.695
44	.850	1.301	1.680	2.015	2.414	2.692
45	.850	1.301	1.679	2.014	2.412	2.690
46	.850	1.300	1.679	2.013	2.410	2.687
47	.849	1.300	1.678	2.012	2.408	2.685
48	.849	1.299	1.677	2.011	2.407	2.682
49	.849	1.299	1.677	2.010	2.405	2.680
50	.849	1.299	1.676	2.009	2.403	2.678
51	.849	1.298	1.675	2.008	2.402	2.676
52	.849	1.298	1.675	2.007	2.400	2.674
53	.848	1.298	1.674	2.006	2.399	2.672
54	.848	1.297	1.674	2.005	2.397	2.670
55	.848	1.297	1.673	2.004	2.396	2.668
56	.848	1.297	1.673	2.003	2.395	2.667
57	.848	1.297	1.672	2.002	2.394	2.665
58	.848	1.296	1.672	2.002	2.392	2.663
59	.848	1.296	1.671	2.001	2.391	2.662
60	.848	1.296	1.671	2.000	2.390	2.660
61	.848	1.296	1.670	2.000	2.389	2.659
62	.847	1.295	1.670	1.999	2.388	2.657
63	.847	1.295	1.669	1.998	2.387	2.656
64	.847	1.295	1.669	1.998	2.386	2.655
65	.847	1.295	1.669	1.997	2.385	2.654
66	.847	1.295	1.668	1.997	2.384	2.652
67	.847	1.294	1.668	1.996	2.383	2.651
68	.847	1.294	1.668	1.995	2.382	2.650
69	.847	1.294	1.667	1.995	2.382	2.649
70	.847	1.294	1.667	1.994	2.381	2.648
71	.847	1.294	1.667	1.994	2.380	2.647
72	.847	1.293	1.666	1.993	2.379	2.646
73	.847	1.293	1.666	1.993	2.379	2.645
74	.847	1.293	1.666	1.993	2.378	2.644
75	.846	1.293	1.665	1.992	2.377	2.643
76	.846	1.293	1.665	1.992	2.376	2.642
77	.846	1.293	1.665	1.991	2.376	2.641
78	.846	1.292	1.665	1.991	2.375	2.640
79	.846	1.292	1.664	1.990	2.374	2.639

TABLE 2 *t* DISTRIBUTION (Continued)

Degrees of Freedom	Area in Upper Tail					
	.20	.10	.05	.025	.01	.005
80	.846	1.292	1.664	1.990	2.374	2.639
81	.846	1.292	1.664	1.990	2.373	2.638
82	.846	1.292	1.664	1.989	2.373	2.637
83	.846	1.292	1.663	1.989	2.372	2.636
84	.846	1.292	1.663	1.989	2.372	2.636
85	.846	1.292	1.663	1.988	2.371	2.635
86	.846	1.291	1.663	1.988	2.370	2.634
87	.846	1.291	1.663	1.988	2.370	2.634
88	.846	1.291	1.662	1.987	2.369	2.633
89	.846	1.291	1.662	1.987	2.369	2.632
90	.846	1.291	1.662	1.987	2.368	2.632
91	.846	1.291	1.662	1.986	2.368	2.631
92	.846	1.291	1.662	1.986	2.368	2.630
93	.846	1.291	1.661	1.986	2.367	2.630
94	.845	1.291	1.661	1.986	2.367	2.629
95	.845	1.291	1.661	1.985	2.366	2.629
96	.845	1.290	1.661	1.985	2.366	2.628
97	.845	1.290	1.661	1.985	2.365	2.627
98	.845	1.290	1.661	1.984	2.365	2.627
99	.845	1.290	1.660	1.984	2.364	2.626
100	.845	1.290	1.660	1.984	2.364	2.626
∞	.842	1.282	1.645	1.960	2.326	2.576

TABLE 3 CHI-SQUARE DISTRIBUTION



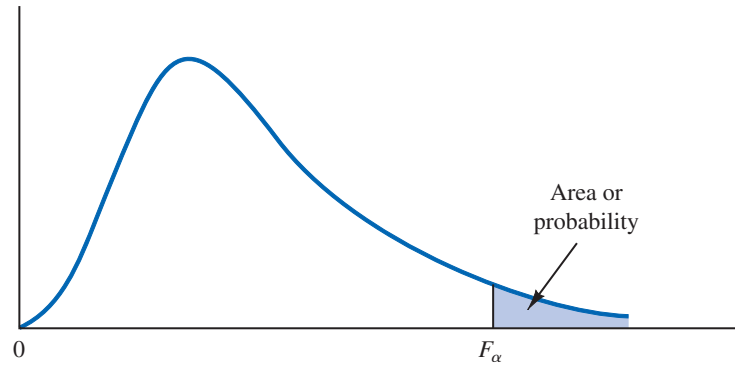
Entries in the table give χ^2_α values, where α is the area or probability in the upper tail of the chi-square distribution. For example, with 10 degrees of freedom and a .01 area in the upper tail, $\chi^2_{.01} = 23.209$.

Degrees of Freedom	Area in Upper Tail									
	.995	.99	.975	.95	.90	.10	.05	.025	.01	.005
1	.000	.000	.001	.004	.016	2.706	3.841	5.024	6.635	7.879
2	.010	.020	.051	.103	.211	4.605	5.991	7.378	9.210	10.597
3	.072	.115	.216	.352	.584	6.251	7.815	9.348	11.345	12.838
4	.207	.297	.484	.711	1.064	7.779	9.488	11.143	13.277	14.860
5	.412	.554	.831	1.145	1.610	9.236	11.070	12.832	15.086	16.750
6	.676	.872	1.237	1.635	2.204	10.645	12.592	14.449	16.812	18.548
7	.989	1.239	1.690	2.167	2.833	12.017	14.067	16.013	18.475	20.278
8	1.344	1.647	2.180	2.733	3.490	13.362	15.507	17.535	20.090	21.955
9	1.735	2.088	2.700	3.325	4.168	14.684	16.919	19.023	21.666	23.589
10	2.156	2.558	3.247	3.940	4.865	15.987	18.307	20.483	23.209	25.188
11	2.603	3.053	3.816	4.575	5.578	17.275	19.675	21.920	24.725	26.757
12	3.074	3.571	4.404	5.226	6.304	18.549	21.026	23.337	26.217	28.300
13	3.565	4.107	5.009	5.892	7.041	19.812	22.362	24.736	27.688	29.819
14	4.075	4.660	5.629	6.571	7.790	21.064	23.685	26.119	29.141	31.319
15	4.601	5.229	6.262	7.261	8.547	22.307	24.996	27.488	30.578	32.801
16	5.142	5.812	6.908	7.962	9.312	23.542	26.296	28.845	32.000	34.267
17	5.697	6.408	7.564	8.672	10.085	24.769	27.587	30.191	33.409	35.718
18	6.265	7.015	8.231	9.390	10.865	25.989	28.869	31.526	34.805	37.156
19	6.844	7.633	8.907	10.117	11.651	27.204	30.144	32.852	36.191	38.582
20	7.434	8.260	9.591	10.851	12.443	28.412	31.410	34.170	37.566	39.997
21	8.034	8.897	10.283	11.591	13.240	29.615	32.671	35.479	38.932	41.401
22	8.643	9.542	10.982	12.338	14.041	30.813	33.924	36.781	40.289	42.796
23	9.260	10.196	11.689	13.091	14.848	32.007	35.172	38.076	41.638	44.181
24	9.886	10.856	12.401	13.848	15.659	33.196	36.415	39.364	42.980	45.558
25	10.520	11.524	13.120	14.611	16.473	34.382	37.652	40.646	44.314	46.928
26	11.160	12.198	13.844	15.379	17.292	35.563	38.885	41.923	45.642	48.290
27	11.808	12.878	14.573	16.151	18.114	36.741	40.113	43.195	46.963	49.645
28	12.461	13.565	15.308	16.928	18.939	37.916	41.337	44.461	48.278	50.994
29	13.121	14.256	16.047	17.708	19.768	39.087	42.557	45.722	49.588	52.335

TABLE 3 CHI-SQUARE DISTRIBUTION (*Continued*)

Degrees of Freedom	Area in Upper Tail									
	.995	.99	.975	.95	.90	.10	.05	.025	.01	.005
30	13.787	14.953	16.791	18.493	20.599	40.256	43.773	46.979	50.892	53.672
35	17.192	18.509	20.569	22.465	24.797	46.059	49.802	53.203	57.342	60.275
40	20.707	22.164	24.433	26.509	29.051	51.805	55.758	59.342	63.691	66.766
45	24.311	25.901	28.366	30.612	33.350	57.505	61.656	65.410	69.957	73.166
50	27.991	29.707	32.357	34.764	37.689	63.167	67.505	71.420	76.154	79.490
55	31.735	33.571	36.398	38.958	42.060	68.796	73.311	77.380	82.292	85.749
60	35.534	37.485	40.482	43.188	46.459	74.397	79.082	83.298	88.379	91.952
65	39.383	41.444	44.603	47.450	50.883	79.973	84.821	89.177	94.422	98.105
70	43.275	45.442	48.758	51.739	55.329	85.527	90.531	95.023	100.425	104.215
75	47.206	49.475	52.942	56.054	59.795	91.061	96.217	100.839	106.393	110.285
80	51.172	53.540	57.153	60.391	64.278	96.578	101.879	106.629	112.329	116.321
85	55.170	57.634	61.389	64.749	68.777	102.079	107.522	112.393	118.236	122.324
90	59.196	61.754	65.647	69.126	73.291	107.565	113.145	118.136	124.116	128.299
95	63.250	65.898	69.925	73.520	77.818	113.038	118.752	123.858	129.973	134.247
100	67.328	70.065	74.222	77.929	82.358	118.498	124.342	129.561	135.807	140.170

TABLE 4 *F* DISTRIBUTION



Entries in the table give F_α values, where α is the area or probability in the upper tail of the F distribution. For example, with 4 numerator degrees of freedom, 8 denominator degrees of freedom, and a .05 area in the upper tail, $F_{.05} = 3.84$.

Denominator Degrees of Freedom	Area in Upper Tail	Numerator Degrees of Freedom																	
		1	2	3	4	5	6	7	8	9	10	15	20	25	30	40	60	100	1000
1	.10	39.86	49.50	53.59	55.83	57.24	58.20	58.91	59.44	59.86	60.19	61.22	61.74	62.05	62.26	62.53	62.79	63.01	63.30
	.05	161.45	199.50	215.71	224.58	230.16	233.99	236.77	238.88	240.54	241.88	245.95	248.02	249.26	250.10	251.14	252.20	253.04	254.19
	.025	647.79	799.48	864.15	899.60	921.83	937.11	948.20	956.64	963.28	968.63	984.87	993.08	998.09	1001.40	1005.60	1009.79	1013.16	1017.76
	.01	4052.18	4999.34	5403.53	5624.26	5763.96	5858.95	5928.33	5980.95	6022.40	6055.93	6156.97	6208.66	6239.86	6260.35	6286.43	6312.97	6333.92	6362.80
2	.10	8.53	9.00	9.16	9.24	9.29	9.33	9.35	9.37	9.38	9.39	9.42	9.44	9.45	9.46	9.47	9.47	9.48	9.49
	.05	18.51	19.00	19.16	19.25	19.30	19.33	19.35	19.37	19.38	19.40	19.43	19.45	19.46	19.46	19.47	19.48	19.49	19.49
	.025	38.51	39.00	39.17	39.25	39.30	39.33	39.36	39.37	39.39	39.40	39.43	39.45	39.46	39.46	39.47	39.48	39.49	39.50
	.01	98.50	99.00	99.16	99.25	99.30	99.33	99.36	99.38	99.39	99.40	99.43	99.45	99.46	99.47	99.48	99.48	99.49	99.50
3	.10	5.54	5.46	5.39	5.34	5.31	5.28	5.27	5.25	5.24	5.23	5.20	5.18	5.17	5.17	5.16	5.15	5.14	5.13
	.05	10.13	9.55	9.28	9.12	9.01	8.94	8.89	8.85	8.81	8.79	8.70	8.66	8.63	8.62	8.59	8.57	8.55	8.53
	.025	17.44	16.04	15.44	15.10	14.88	14.73	14.62	14.54	14.47	14.42	14.25	14.17	14.12	14.08	14.04	13.99	13.96	13.91
	.01	34.12	30.82	29.46	28.71	28.24	27.91	27.67	27.49	27.34	27.23	26.87	26.69	26.58	26.50	26.41	26.32	26.24	26.14
4	.10	4.54	4.32	4.19	4.11	4.05	4.01	3.98	3.95	3.94	3.92	3.87	3.84	3.83	3.82	3.80	3.79	3.78	3.76
	.05	7.71	6.94	6.59	6.39	6.26	6.16	6.09	6.04	6.00	5.96	5.86	5.80	5.77	5.75	5.72	5.69	5.66	5.63
	.025	12.22	10.65	9.98	9.60	9.36	9.20	9.07	8.98	8.90	8.84	8.66	8.56	8.50	8.46	8.41	8.36	8.32	8.26
	.01	21.20	18.00	16.69	15.98	15.52	15.21	14.98	14.80	14.66	14.55	14.20	14.02	13.91	13.84	13.75	13.65	13.58	13.47
5	.10	4.06	3.78	3.62	3.52	3.45	3.40	3.37	3.34	3.32	3.30	3.324	3.21	3.19	3.17	3.16	3.14	3.13	3.11
	.05	6.61	5.79	5.41	5.19	5.05	4.95	4.88	4.82	4.77	4.74	4.62	4.56	4.52	4.50	4.46	4.43	4.41	4.37
	.025	10.01	8.43	7.76	7.39	7.15	6.98	6.85	6.76	6.68	6.62	6.43	6.33	6.27	6.23	6.18	6.12	6.08	6.02
	.01	16.26	13.27	12.06	11.39	10.97	10.67	10.46	10.29	10.16	10.05	9.72	9.55	9.45	9.38	9.29	9.20	9.13	9.03

TABLE 4 *F* DISTRIBUTION (Continued)

Denominator Degrees of Freedom	Area in Upper Tail	Numerator Degrees of Freedom																	
		1	2	3	4	5	6	7	8	9	10	15	20	25	30	40	60	100	1000
6	.10	3.78	3.46	3.29	3.18	3.11	3.05	3.01	2.98	2.96	2.94	2.87	2.84	2.81	2.80	2.78	2.76	2.75	2.72
	.05	5.99	5.14	4.76	4.53	4.39	4.28	4.21	4.15	4.10	4.06	3.94	3.87	3.83	3.81	3.77	3.74	3.71	3.67
	.025	8.81	7.26	6.60	6.23	5.99	5.82	5.70	5.60	5.52	5.46	5.27	5.17	5.11	5.07	5.01	4.96	4.92	4.86
	.01	13.75	10.92	9.78	9.15	8.75	8.47	8.26	8.10	7.98	7.87	7.56	7.40	7.30	7.23	7.14	7.06	6.99	6.89
7	.10	3.59	3.26	3.07	2.96	2.88	2.83	2.78	2.75	2.72	2.70	2.63	2.59	2.57	2.56	2.54	2.51	2.50	2.47
	.05	5.59	4.74	4.35	4.12	3.97	3.87	3.79	3.73	3.68	3.64	3.51	3.44	3.40	3.38	3.34	3.30	3.27	3.23
	.025	8.07	6.54	5.89	5.52	5.29	5.12	4.99	4.90	4.82	4.76	4.57	4.47	4.40	4.36	4.31	4.25	4.21	4.15
	.01	12.25	9.55	8.45	7.85	7.46	7.19	6.99	6.84	6.72	6.62	6.31	6.16	6.06	5.99	5.91	5.82	5.75	5.66
8	.10	3.46	3.11	2.92	2.81	2.73	2.67	2.62	2.59	2.56	2.54	2.46	2.42	2.40	2.38	2.36	2.34	2.32	2.30
	.05	5.32	4.46	4.07	3.84	3.69	3.58	3.50	3.44	3.39	3.35	3.22	3.15	3.11	3.08	3.04	3.01	2.97	2.93
	.025	7.57	6.06	5.42	5.05	4.82	4.65	4.53	4.43	4.36	4.30	4.10	4.00	3.94	3.89	3.84	3.78	3.74	3.68
	.01	11.26	8.65	7.59	7.01	6.63	6.37	6.18	6.03	5.91	5.81	5.52	5.36	5.26	5.20	5.12	5.03	4.96	4.87
9	.10	3.36	3.01	2.81	2.69	2.61	2.55	2.51	2.47	2.44	2.42	2.34	2.30	2.27	2.25	2.23	2.21	2.19	2.16
	.05	5.12	4.26	3.86	3.63	3.48	3.37	3.29	3.23	3.18	3.14	3.01	2.94	2.89	2.86	2.83	2.79	2.76	2.71
	.025	7.21	5.71	5.08	4.72	4.48	4.32	4.20	4.10	4.03	3.96	3.77	3.67	3.60	3.56	3.51	3.45	3.40	3.34
	.01	10.56	8.02	6.99	6.42	6.06	5.80	5.61	5.47	5.35	5.26	4.96	4.81	4.71	4.65	4.57	4.48	4.41	4.32
10	.10	3.29	2.92	2.73	2.61	2.52	2.46	2.41	2.38	2.35	2.32	2.24	2.20	2.17	2.16	2.13	2.11	2.09	2.06
	.05	4.96	4.10	3.71	3.48	3.33	3.22	3.14	3.07	3.02	2.98	2.85	2.77	2.73	2.70	2.66	2.62	2.59	2.54
	.025	6.94	5.46	4.83	4.47	4.24	4.07	3.95	3.85	3.78	3.72	3.52	3.42	3.35	3.31	3.26	3.20	3.15	3.09
	.01	10.04	7.56	6.55	5.99	5.64	5.39	5.20	5.06	4.94	4.85	4.56	4.41	4.31	4.25	4.17	4.08	4.01	3.92
11	.10	3.23	2.86	2.66	2.54	2.45	2.39	2.34	2.30	2.27	2.25	2.17	2.12	2.10	2.08	2.05	2.03	2.01	1.98
	.05	4.84	3.98	3.59	3.36	3.20	3.09	3.01	2.95	2.90	2.85	2.72	2.65	2.60	2.57	2.53	2.49	2.46	2.41
	.025	6.72	5.26	4.63	4.28	4.04	3.88	3.76	3.66	3.59	3.53	3.33	3.23	3.16	3.12	3.06	3.00	2.96	2.89
	.01	9.65	7.21	6.22	5.67	5.32	5.07	4.89	4.74	4.63	4.54	4.25	4.10	4.01	3.94	3.86	3.78	3.71	3.61
12	.10	3.18	2.81	2.61	2.48	2.39	2.33	2.28	2.24	2.21	2.19	2.10	2.06	2.03	2.01	1.99	1.96	1.94	1.91
	.05	4.75	3.89	3.49	3.26	3.11	3.00	2.91	2.85	2.80	2.75	2.62	2.54	2.50	2.47	2.43	2.38	2.35	2.30
	.025	6.55	5.10	4.47	4.12	3.89	3.73	3.61	3.51	3.44	3.37	3.18	3.07	3.01	2.96	2.91	2.85	2.80	2.73
	.01	9.33	6.93	5.95	5.41	5.06	4.82	4.64	4.50	4.39	4.30	4.01	3.86	3.76	3.70	3.62	3.54	3.47	3.37
13	.10	3.14	2.76	2.56	2.43	2.35	2.28	2.23	2.20	2.16	2.14	2.05	2.01	1.98	1.96	1.93	1.90	1.88	1.85
	.05	4.67	3.81	3.41	3.18	3.03	2.92	2.83	2.77	2.71	2.67	2.53	2.46	2.41	2.38	2.34	2.30	2.26	2.21
	.025	6.41	4.97	4.35	4.00	3.77	3.60	3.48	3.39	3.31	3.25	3.05	2.95	2.88	2.84	2.78	2.72	2.67	2.60
	.01	9.07	6.70	5.74	5.21	4.86	4.62	4.44	4.30	4.19	4.10	3.82	3.66	3.57	3.51	3.43	3.34	3.27	3.18
14	.10	3.10	2.73	2.52	2.39	2.31	2.24	2.19	2.15	2.12	2.10	2.01	1.96	1.93	1.99	1.89	1.86	1.83	1.80
	.05	4.60	3.74	3.34	3.11	2.96	2.85	2.76	2.70	2.65	2.60	2.46	2.39	2.34	2.31	2.27	2.22	2.19	2.14
	.025	6.30	4.86	4.24	3.89	3.66	3.50	3.38	3.29	3.21	3.15	2.95	2.84	2.78	2.73	2.67	2.61	2.56	2.50
	.01	8.86	6.51	5.56	5.04	4.69	4.46	4.28	4.14	4.03	3.94	3.66	3.51	3.41	3.35	3.27	3.18	3.11	3.02
15	.10	3.07	2.70	2.49	2.36	2.27	2.21	2.16	2.12	2.09	2.06	1.97	1.92	1.89	1.87	1.85	1.82	1.79	1.76
	.05	4.54	3.68	3.29	3.06	2.90	2.79	2.71	2.64	2.59	2.54	2.40	2.33	2.28	2.25	2.20	2.16	2.12	2.07
	.025	6.20	4.77	4.15	3.80	3.58	3.41	3.29	3.20	3.12	3.06	2.86	2.76	2.69	2.64	2.59	2.52	2.47	2.40
	.01	8.68	6.36	5.42	4.89	4.56	4.32	4.14	4.00	3.89	3.80	3.52	3.37	3.28	3.21	3.13	3.05	2.98	2.88

Denominator Degrees of Freedom	Area in Upper Tail	Numerator Degrees of Freedom																	
		1	2	3	4	5	6	7	8	9	10	15	20	25	30	40	60	100	1000
16	.10	3.05	2.67	2.46	2.33	2.24	2.18	2.13	2.09	2.06	2.03	1.94	1.89	1.86	1.84	1.81	1.78	1.76	1.72
	.05	4.49	3.63	3.24	3.01	2.85	2.74	2.66	2.59	2.54	2.49	2.35	2.28	2.23	2.19	2.15	2.11	2.07	2.02
	.025	6.12	4.69	4.08	3.73	3.50	3.34	3.22	3.12	3.05	2.99	2.79	2.68	2.61	2.57	2.51	2.45	2.40	2.32
	.01	8.53	6.23	5.29	4.77	4.44	4.20	4.03	3.89	3.78	3.69	3.41	3.26	3.16	3.10	3.02	2.93	2.86	2.76
17	.10	3.03	2.64	2.44	2.31	2.22	2.15	2.10	2.06	2.03	2.00	1.91	1.86	1.83	1.81	1.78	1.75	1.73	1.69
	.05	4.45	3.59	3.20	2.96	2.81	2.70	2.61	2.55	2.49	2.45	2.31	2.23	2.18	2.15	2.10	2.06	2.02	1.97
	.025	6.04	4.62	4.01	3.66	3.44	3.28	3.16	3.06	2.98	2.92	2.72	2.62	2.55	2.50	2.44	2.38	2.33	2.26
	.01	8.40	6.11	5.19	4.67	4.34	4.10	3.93	3.79	3.68	3.59	3.31	3.16	3.07	3.00	2.92	2.83	2.76	2.66
18	.10	3.01	2.62	2.42	2.29	2.20	2.13	2.08	2.04	2.00	1.98	1.89	1.84	1.80	1.78	1.75	1.72	1.70	1.66
	.05	4.41	3.55	3.16	2.93	2.77	2.66	2.58	2.51	2.46	2.41	2.27	2.19	2.14	2.11	2.06	2.02	1.98	1.92
	.025	5.98	4.56	3.95	3.61	3.38	3.22	3.10	3.01	2.93	2.87	2.67	2.56	2.49	2.44	2.38	2.32	2.27	2.20
	.01	8.29	6.01	5.09	4.58	4.25	4.01	3.84	3.71	3.60	3.51	3.23	3.08	2.98	2.92	2.84	2.75	2.68	2.58
19	.10	2.99	2.61	2.40	2.27	2.18	2.11	2.06	2.02	1.98	1.96	1.86	1.81	1.78	1.76	1.73	1.70	1.67	1.64
	.05	4.38	3.52	3.13	2.90	2.74	2.63	2.54	2.48	2.42	2.38	2.23	2.16	2.11	2.07	2.03	1.98	1.94	1.88
	.025	5.92	4.51	3.90	3.56	3.33	3.17	3.05	2.96	2.88	2.82	2.62	2.51	2.44	2.39	2.33	2.27	2.22	2.14
	.01	8.18	5.93	5.01	4.50	4.17	3.94	3.77	3.63	3.52	3.43	3.15	3.00	2.91	2.84	2.76	2.67	2.60	2.50
20	.10	2.97	2.59	2.38	2.25	2.16	2.09	2.04	2.00	1.96	1.94	1.84	1.79	1.76	1.74	1.71	1.68	1.65	1.61
	.05	4.35	3.49	3.10	2.87	2.71	2.60	2.51	2.45	2.39	2.35	2.20	2.12	2.07	2.04	1.99	1.95	1.91	1.85
	.025	5.87	4.46	3.86	3.51	3.29	3.13	3.01	2.91	2.84	2.77	2.57	2.46	2.40	2.35	2.29	2.22	2.17	2.09
	.01	8.10	5.85	4.94	4.43	4.10	3.87	3.70	3.56	3.46	3.37	3.09	2.94	2.84	2.78	2.69	2.61	2.54	2.43
21	.10	2.96	2.57	2.36	2.23	2.14	2.08	2.02	1.98	1.95	1.92	1.83	1.78	1.74	1.72	1.69	1.66	1.63	1.59
	.05	4.32	3.47	3.07	2.84	2.68	2.57	2.49	2.42	2.37	2.32	2.18	2.10	2.05	2.01	1.96	1.92	1.88	1.82
	.025	5.83	4.42	3.82	3.48	3.25	3.09	2.97	2.87	2.80	2.73	2.53	2.42	2.36	2.31	2.25	2.18	2.13	2.05
	.01	8.02	5.78	4.87	4.37	4.04	3.81	3.64	3.51	3.40	3.31	3.03	2.88	2.79	2.72	2.64	2.55	2.48	2.37
22	.10	2.95	2.56	2.35	2.22	2.13	2.06	2.01	1.97	1.93	1.90	1.81	1.76	1.73	1.70	1.67	1.64	1.61	1.57
	.05	4.30	3.44	3.05	2.82	2.66	2.55	2.46	2.40	2.34	2.30	2.15	2.07	2.02	1.98	1.94	1.89	1.85	1.79
	.025	5.79	4.38	3.78	3.44	3.22	3.05	2.93	2.84	2.76	2.70	2.50	2.39	2.32	2.27	2.21	2.14	2.09	2.01
	.01	7.95	5.72	4.82	4.31	3.99	3.76	3.59	3.45	3.35	3.26	2.98	2.83	2.73	2.67	2.58	2.50	2.42	2.32
23	.10	2.94	2.55	2.34	2.21	2.11	2.05	1.99	1.95	1.92	1.89	1.80	1.74	1.71	1.69	1.66	1.62	1.59	1.55
	.05	4.28	3.42	3.03	2.80	2.64	2.53	2.44	2.37	2.32	2.27	2.13	2.05	2.00	1.96	1.91	1.86	1.82	1.76
	.025	5.75	4.35	3.75	3.41	3.18	3.02	2.90	2.81	2.73	2.67	2.47	2.36	2.29	2.24	2.18	2.11	2.06	1.98
	.01	7.88	5.66	4.76	4.26	3.94	3.71	3.54	3.41	3.30	3.21	2.93	2.78	2.69	2.62	2.54	2.45	2.37	2.27
24	.10	2.93	2.54	2.33	2.19	2.10	2.04	1.98	1.94	1.91	1.88	1.78	1.73	1.70	1.67	1.64	1.61	1.58	1.54
	.05	4.26	3.40	3.01	2.78	2.62	2.51	2.42	2.36	2.30	2.25	2.11	2.03	1.97	1.94	1.89	1.84	1.80	1.74
	.025	5.72	4.32	3.72	3.38	3.15	2.99	2.87	2.78	2.70	2.64	2.44	2.33	2.26	2.21	2.15	2.08	2.02	1.94
	.01	7.82	5.61	4.72	4.22	3.90	3.67	3.50	3.36	3.26	3.17	2.89	2.74	2.64	2.58	2.49	2.40	2.33	2.22

TABLE 4 *F* DISTRIBUTION (Continued)

Denominator Degrees of Freedom	Area in Upper Tail	Numerator Degrees of Freedom																	
		1	2	3	4	5	6	7	8	9	10	15	20	25	30	40	60	100	1000
25	.10	2.92	2.53	2.32	2.18	2.09	2.02	1.97	1.93	1.89	1.87	1.77	1.72	1.68	1.66	1.63	1.59	1.56	1.52
	.05	4.24	3.39	2.99	2.76	2.60	2.49	2.40	2.34	2.28	2.24	2.09	2.01	1.96	1.92	1.87	1.82	1.78	1.72
	.025	5.69	4.29	3.69	3.35	3.13	2.97	2.85	2.75	2.68	2.61	2.41	2.30	2.23	2.18	2.12	2.05	2.00	1.91
	.01	7.77	5.57	4.68	4.18	3.85	3.63	3.46	3.32	3.22	3.13	2.85	2.70	2.60	2.54	2.45	2.36	2.29	2.18
26	.10	2.91	2.52	2.31	2.17	2.08	2.01	1.96	1.92	1.88	1.86	1.76	1.71	1.67	1.65	1.61	1.58	1.55	1.51
	.05	4.23	3.37	2.98	2.74	2.59	2.47	2.39	2.32	2.27	2.22	2.07	1.99	1.94	1.90	1.85	1.80	1.76	1.70
	.025	5.66	4.27	3.67	3.33	3.10	2.94	2.82	2.73	2.65	2.59	2.39	2.28	2.21	2.16	2.09	2.03	1.97	1.89
	.01	7.72	5.53	4.64	4.14	3.82	3.59	3.42	3.29	3.18	3.09	2.81	2.66	2.57	2.50	2.42	2.33	2.25	2.14
27	.10	2.90	2.51	2.30	2.17	2.07	2.00	1.95	1.91	1.87	1.85	1.75	1.70	1.66	1.64	1.60	1.57	1.54	1.50
	.05	4.21	3.35	2.96	2.73	2.57	2.46	2.37	2.31	2.25	2.20	2.06	1.97	1.92	1.88	1.84	1.79	1.74	1.68
	.025	5.63	4.24	3.65	3.31	3.08	2.92	2.80	2.71	2.63	2.57	2.36	2.25	2.18	2.13	2.07	2.00	1.94	1.86
	.01	7.68	5.49	4.60	4.11	3.78	3.56	3.39	3.26	3.15	3.06	2.78	2.63	2.54	2.47	2.38	2.29	2.22	2.11
28	.10	2.89	2.50	2.29	2.16	2.06	2.00	1.94	1.90	1.87	1.84	1.74	1.69	1.65	1.63	1.59	1.56	1.53	1.48
	.05	4.20	3.34	2.95	2.71	2.56	2.45	2.36	2.29	2.24	2.19	2.04	1.96	1.91	1.87	1.82	1.77	1.73	1.66
	.025	5.61	4.22	3.63	3.29	3.06	2.90	2.78	2.69	2.61	2.55	2.34	2.23	2.16	2.11	2.05	1.98	1.92	1.84
	.01	7.64	5.45	4.57	4.07	3.75	3.53	3.36	3.23	3.12	3.03	2.75	2.60	2.51	2.44	2.35	2.26	2.19	2.08
29	.10	2.89	2.50	2.28	2.15	2.06	1.99	1.93	1.89	1.86	1.83	1.73	1.68	1.64	1.62	1.58	1.55	1.52	1.47
	.05	4.18	3.33	2.93	2.70	2.55	2.43	2.35	2.28	2.22	2.18	2.03	1.94	1.89	1.85	1.81	1.75	1.71	1.65
	.025	5.59	4.20	3.61	3.27	3.04	2.88	2.76	2.67	2.59	2.53	2.32	2.21	2.14	2.09	2.03	1.96	1.90	1.82
	.01	7.60	5.42	4.54	4.04	3.73	3.50	3.33	3.20	3.09	3.00	2.73	2.57	2.48	2.41	2.33	2.23	2.16	2.05
30	.10	2.88	2.49	2.28	2.14	2.05	1.98	1.93	1.88	1.85	1.82	1.72	1.67	1.63	1.61	1.57	1.54	1.51	1.46
	.05	4.17	3.32	2.92	2.69	2.53	2.42	2.33	2.27	2.21	2.16	2.01	1.93	1.88	1.84	1.79	1.74	1.70	1.63
	.025	5.57	4.18	3.59	3.25	3.03	2.87	2.75	2.65	2.57	2.51	2.31	2.20	2.12	2.07	2.01	1.94	1.88	1.80
	.01	7.56	5.39	4.51	4.02	3.70	3.47	3.30	3.17	3.07	2.98	2.70	2.55	2.45	2.39	2.30	2.21	2.13	2.02
40	.10	2.84	2.44	2.23	2.09	2.00	1.93	1.87	1.83	1.79	1.76	1.66	1.61	1.57	1.54	1.51	1.47	1.43	1.38
	.05	4.08	3.23	2.84	2.61	2.45	2.34	2.25	2.18	2.12	2.08	1.92	1.84	1.78	1.74	1.69	1.64	1.59	1.52
	.025	5.42	4.05	3.46	3.13	2.90	2.74	2.62	2.53	2.45	2.39	2.18	2.07	1.99	1.94	1.88	1.80	1.74	1.65
	.01	7.31	5.18	4.31	3.83	3.51	3.29	3.12	2.99	2.89	2.80	2.52	2.37	2.27	2.20	2.11	2.02	1.94	1.82
60	.10	2.79	2.39	2.18	2.04	1.95	1.87	1.82	1.77	1.74	1.71	1.60	1.54	1.50	1.48	1.44	1.40	1.36	1.30
	.05	4.00	3.15	2.76	2.53	2.37	2.25	2.17	2.10	2.04	1.99	1.84	1.75	1.69	1.65	1.59	1.53	1.48	1.40
	.025	5.29	3.93	3.34	3.01	2.79	2.63	2.51	2.41	2.33	2.27	2.06	1.94	1.87	1.82	1.74	1.67	1.60	1.49
	.01	7.08	4.98	4.13	3.65	3.34	3.12	2.95	2.82	2.72	2.63	2.35	2.20	2.10	2.03	1.94	1.84	1.75	1.62
100	.10	2.76	2.36	2.14	2.00	1.91	1.83	1.78	1.73	1.69	1.66	1.56	1.49	1.45	1.42	1.38	1.34	1.29	1.22
	.05	3.94	3.09	2.70	2.46	2.31	2.19	2.10	2.03	1.97	1.93	1.77	1.68	1.62	1.57	1.52	1.45	1.39	1.30
	.025	5.18	3.83	3.25	2.92	2.70	2.54	2.42	2.32	2.24	2.18	1.97	1.85	1.77	1.71	1.64	1.56	1.48	1.36
	.01	6.90	4.82	3.98	3.51	3.21	2.99	2.82	2.69	2.59	2.50	2.22	2.07	1.97	1.89	1.80	1.69	1.60	1.45
1000	.10	2.71	2.31	2.09	1.95	1.85	1.78	1.72	1.68	1.64	1.61	1.49	1.43	1.38	1.35	1.30	1.25	1.20	1.08
	.05	3.85	3.00	2.61	2.38	2.22	2.11	2.02	1.95	1.89	1.84	1.68	1.58	1.52	1.47	1.41	1.33	1.26	1.11
	.025	5.04	3.70	3.13	2.80	2.58	2.42	2.30	2.20	2.13	2.06	1.85	1.72	1.64	1.58	1.50	1.41	1.32	1.13
	.01	6.66	4.63	3.80	3.34	3.04	2.82	2.66	2.53	2.43	2.34	2.06	1.90	1.79	1.72	1.61	1.50	1.38	1.16

TABLE 5 BINOMIAL PROBABILITIES (*Continued*)

<i>n</i>	<i>x</i>	<i>p</i>								
		.10	.15	.20	.25	.30	.35	.40	.45	.50
2	0	.8100	.7225	.6400	.5625	.4900	.4225	.3600	.3025	.2500
	1	.1800	.2550	.3200	.3750	.4200	.4550	.4800	.4950	.5000
	2	.0100	.0225	.0400	.0625	.0900	.1225	.1600	.2025	.2500
3	0	.7290	.6141	.5120	.4219	.3430	.2746	.2160	.1664	.1250
	1	.2430	.3251	.3840	.4219	.4410	.4436	.4320	.4084	.3750
	2	.0270	.0574	.0960	.1406	.1890	.2389	.2880	.3341	.3750
	3	.0010	.0034	.0080	.0156	.0270	.0429	.0640	.0911	.1250
4	0	.6561	.5220	.4096	.3164	.2401	.1785	.1296	.0915	.0625
	1	.2916	.3685	.4096	.4219	.4116	.3845	.3456	.2995	.2500
	2	.0486	.0975	.1536	.2109	.2646	.3105	.3456	.3675	.3750
	3	.0036	.0115	.0256	.0469	.0756	.1115	.1536	.2005	.2500
	4	.0001	.0005	.0016	.0039	.0081	.0150	.0256	.0410	.0625
5	0	.5905	.4437	.3277	.2373	.1681	.1160	.0778	.0503	.0312
	1	.3280	.3915	.4096	.3955	.3602	.3124	.2592	.2059	.1562
	2	.0729	.1382	.2048	.2637	.3087	.3364	.3456	.3369	.3125
	3	.0081	.0244	.0512	.0879	.1323	.1811	.2304	.2757	.3125
	4	.0004	.0022	.0064	.0146	.0284	.0488	.0768	.1128	.1562
	5	.0000	.0001	.0003	.0010	.0024	.0053	.0102	.0185	.0312
6	0	.5314	.3771	.2621	.1780	.1176	.0754	.0467	.0277	.0156
	1	.3543	.3993	.3932	.3560	.3025	.2437	.1866	.1359	.0938
	2	.0984	.1762	.2458	.2966	.3241	.3280	.3110	.2780	.2344
	3	.0146	.0415	.0819	.1318	.1852	.2355	.2765	.3032	.3125
	4	.0012	.0055	.0154	.0330	.0595	.0951	.1382	.1861	.2344
	5	.0001	.0004	.0015	.0044	.0102	.0205	.0369	.0609	.0938
	6	.0000	.0000	.0001	.0002	.0007	.0018	.0041	.0083	.0156
7	0	.4783	.3206	.2097	.1335	.0824	.0490	.0280	.0152	.0078
	1	.3720	.3960	.3670	.3115	.2471	.1848	.1306	.0872	.0547
	2	.1240	.2097	.2753	.3115	.3177	.2985	.2613	.2140	.1641
	3	.0230	.0617	.1147	.1730	.2269	.2679	.2903	.2918	.2734
	4	.0026	.0109	.0287	.0577	.0972	.1442	.1935	.2388	.2734
	5	.0002	.0012	.0043	.0115	.0250	.0466	.0774	.1172	.1641
	6	.0000	.0001	.0004	.0013	.0036	.0084	.0172	.0320	.0547
	7	.0000	.0000	.0000	.0001	.0002	.0006	.0016	.0037	.0078
8	0	.4305	.2725	.1678	.1001	.0576	.0319	.0168	.0084	.0039
	1	.3826	.3847	.3355	.2670	.1977	.1373	.0896	.0548	.0312
	2	.1488	.2376	.2936	.3115	.2965	.2587	.2090	.1569	.1094
	3	.0331	.0839	.1468	.2076	.2541	.2786	.2787	.2568	.2188
	4	.0046	.0185	.0459	.0865	.1361	.1875	.2322	.2627	.2734
	5	.0004	.0026	.0092	.0231	.0467	.0808	.1239	.1719	.2188
	6	.0000	.0002	.0011	.0038	.0100	.0217	.0413	.0703	.1094
	7	.0000	.0000	.0001	.0004	.0012	.0033	.0079	.0164	.0313
	8	.0000	.0000	.0000	.0000	.0001	.0002	.0007	.0017	.0039

TABLE 5 BINOMIAL PROBABILITIES (*Continued*)

<i>n</i>	<i>x</i>	<i>p</i>								
		.55	.60	.65	.70	.75	.80	.85	.90	.95
2	0	.2025	.1600	.1225	.0900	.0625	.0400	.0225	.0100	.0025
	1	.4950	.4800	.4550	.4200	.3750	.3200	.2550	.1800	.0950
	2	.3025	.3600	.4225	.4900	.5625	.6400	.7225	.8100	.9025
3	0	.0911	.0640	.0429	.0270	.0156	.0080	.0034	.0010	.0001
	1	.3341	.2880	.2389	.1890	.1406	.0960	.0574	.0270	.0071
	2	.4084	.4320	.4436	.4410	.4219	.3840	.3251	.2430	.1354
	3	.1664	.2160	.2746	.3430	.4219	.5120	.6141	.7290	.8574
4	0	.0410	.0256	.0150	.0081	.0039	.0016	.0005	.0001	.0000
	1	.2005	.1536	.1115	.0756	.0469	.0256	.0115	.0036	.0005
	2	.3675	.3456	.3105	.2646	.2109	.1536	.0975	.0486	.0135
	3	.2995	.3456	.3845	.4116	.4219	.4096	.3685	.2916	.1715
	4	.0915	.1296	.1785	.2401	.3164	.4096	.5220	.6561	.8145
5	0	.0185	.0102	.0053	.0024	.0010	.0003	.0001	.0000	.0000
	1	.1128	.0768	.0488	.0284	.0146	.0064	.0022	.0005	.0000
	2	.2757	.2304	.1811	.1323	.0879	.0512	.0244	.0081	.0011
	3	.3369	.3456	.3364	.3087	.2637	.2048	.1382	.0729	.0214
	4	.2059	.2592	.3124	.3601	.3955	.4096	.3915	.3281	.2036
	5	.0503	.0778	.1160	.1681	.2373	.3277	.4437	.5905	.7738
6	0	.0083	.0041	.0018	.0007	.0002	.0001	.0000	.0000	.0000
	1	.0609	.0369	.0205	.0102	.0044	.0015	.0004	.0001	.0000
	2	.1861	.1382	.0951	.0595	.0330	.0154	.0055	.0012	.0001
	3	.3032	.2765	.2355	.1852	.1318	.0819	.0415	.0146	.0021
	4	.2780	.3110	.3280	.3241	.2966	.2458	.1762	.0984	.0305
	5	.1359	.1866	.2437	.3025	.3560	.3932	.3993	.3543	.2321
	6	.0277	.0467	.0754	.1176	.1780	.2621	.3771	.5314	.7351
7	0	.0037	.0016	.0006	.0002	.0001	.0000	.0000	.0000	.0000
	1	.0320	.0172	.0084	.0036	.0013	.0004	.0001	.0000	.0000
	2	.1172	.0774	.0466	.0250	.0115	.0043	.0012	.0002	.0000
	3	.2388	.1935	.1442	.0972	.0577	.0287	.0109	.0026	.0002
	4	.2918	.2903	.2679	.2269	.1730	.1147	.0617	.0230	.0036
	5	.2140	.2613	.2985	.3177	.3115	.2753	.2097	.1240	.0406
	6	.0872	.1306	.1848	.2471	.3115	.3670	.3960	.3720	.2573
	7	.0152	.0280	.0490	.0824	.1335	.2097	.3206	.4783	.6983
8	0	.0017	.0007	.0002	.0001	.0000	.0000	.0000	.0000	.0000
	1	.0164	.0079	.0033	.0012	.0004	.0001	.0000	.0000	.0000
	2	.0703	.0413	.0217	.0100	.0038	.0011	.0002	.0000	.0000
	3	.1719	.1239	.0808	.0467	.0231	.0092	.0026	.0004	.0000
	4	.2627	.2322	.1875	.1361	.0865	.0459	.0185	.0046	.0004
	5	.2568	.2787	.2786	.2541	.2076	.1468	.0839	.0331	.0054
	6	.1569	.2090	.2587	.2965	.3115	.2936	.2376	.1488	.0515
	7	.0548	.0896	.1373	.1977	.2670	.3355	.3847	.3826	.2793
	8	.0084	.0168	.0319	.0576	.1001	.1678	.2725	.4305	.6634

TABLE 5 BINOMIAL PROBABILITIES (*Continued*)

<i>n</i>	<i>x</i>	<i>p</i>								
		.55	.60	.65	.70	.75	.80	.85	.90	.95
9	0	.0008	.0003	.0001	.0000	.0000	.0000	.0000	.0000	.0000
	1	.0083	.0035	.0013	.0004	.0001	.0000	.0000	.0000	.0000
	2	.0407	.0212	.0098	.0039	.0012	.0003	.0000	.0000	.0000
	3	.1160	.0743	.0424	.0210	.0087	.0028	.0006	.0001	.0000
	4	.2128	.1672	.1181	.0735	.0389	.0165	.0050	.0008	.0000
	5	.2600	.2508	.2194	.1715	.1168	.0661	.0283	.0074	.0006
	6	.2119	.2508	.2716	.2668	.2336	.1762	.1069	.0446	.0077
	7	.1110	.1612	.2162	.2668	.3003	.3020	.2597	.1722	.0629
	8	.0339	.0605	.1004	.1556	.2253	.3020	.3679	.3874	.2985
	9	.0046	.0101	.0207	.0404	.0751	.1342	.2316	.3874	.6302
10	0	.0003	.0001	.0000	.0000	.0000	.0000	.0000	.0000	.0000
	1	.0042	.0016	.0005	.0001	.0000	.0000	.0000	.0000	.0000
	2	.0229	.0106	.0043	.0014	.0004	.0001	.0000	.0000	.0000
	3	.0746	.0425	.0212	.0090	.0031	.0008	.0001	.0000	.0000
	4	.1596	.1115	.0689	.0368	.0162	.0055	.0012	.0001	.0000
	5	.2340	.2007	.1536	.1029	.0584	.0264	.0085	.0015	.0001
	6	.2384	.2508	.2377	.2001	.1460	.0881	.0401	.0112	.0010
	7	.1665	.2150	.2522	.2668	.2503	.2013	.1298	.0574	.0105
	8	.0763	.1209	.1757	.2335	.2816	.3020	.2759	.1937	.0746
	9	.0207	.0403	.0725	.1211	.1877	.2684	.3474	.3874	.3151
	10	.0025	.0060	.0135	.0282	.0563	.1074	.1969	.3487	.5987
12	0	.0001	.0000	.0000	.0000	.0000	.0000	.0000	.0000	.0000
	1	.0010	.0003	.0001	.0000	.0000	.0000	.0000	.0000	.0000
	2	.0068	.0025	.0008	.0002	.0000	.0000	.0000	.0000	.0000
	3	.0277	.0125	.0048	.0015	.0004	.0001	.0000	.0000	.0000
	4	.0762	.0420	.0199	.0078	.0024	.0005	.0001	.0000	.0000
	5	.1489	.1009	.0591	.0291	.0115	.0033	.0006	.0000	.0000
	6	.2124	.1766	.1281	.0792	.0401	.0155	.0040	.0005	.0000
	7	.2225	.2270	.2039	.1585	.1032	.0532	.0193	.0038	.0002
	8	.1700	.2128	.2367	.2311	.1936	.1329	.0683	.0213	.0021
	9	.0923	.1419	.1954	.2397	.2581	.2362	.1720	.0852	.0173
	10	.0339	.0639	.1088	.1678	.2323	.2835	.2924	.2301	.0988
	11	.0075	.0174	.0368	.0712	.1267	.2062	.3012	.3766	.3413
	12	.0008	.0022	.0057	.0138	.0317	.0687	.1422	.2824	.5404
15	0	.0000	.0000	.0000	.0000	.0000	.0000	.0000	.0000	.0000
	1	.0001	.0000	.0000	.0000	.0000	.0000	.0000	.0000	.0000
	2	.0010	.0003	.0001	.0000	.0000	.0000	.0000	.0000	.0000
	3	.0052	.0016	.0004	.0001	.0000	.0000	.0000	.0000	.0000
	4	.0191	.0074	.0024	.0006	.0001	.0000	.0000	.0000	.0000
	5	.0515	.0245	.0096	.0030	.0007	.0001	.0000	.0000	.0000
	6	.1048	.0612	.0298	.0116	.0034	.0007	.0001	.0000	.0000
	7	.1647	.1181	.0710	.0348	.0131	.0035	.0005	.0000	.0000
	8	.2013	.1771	.1319	.0811	.0393	.0138	.0030	.0003	.0000
	9	.1914	.2066	.1906	.1472	.0917	.0430	.0132	.0019	.0000
	10	.1404	.1859	.2123	.2061	.1651	.1032	.0449	.0105	.0006
	11	.0780	.1268	.1792	.2186	.2252	.1876	.1156	.0428	.0049

TABLE 5 BINOMIAL PROBABILITIES (Continued)

<i>n</i>	<i>x</i>	<i>p</i>								
		.55	.60	.65	.70	.75	.80	.85	.90	.95
	12	.0318	.0634	.1110	.1700	.2252	.2501	.2184	.1285	.0307
	13	.0090	.0219	.0476	.0916	.1559	.2309	.2856	.2669	.1348
	14	.0016	.0047	.0126	.0305	.0668	.1319	.2312	.3432	.3658
	15	.0001	.0005	.0016	.0047	.0134	.0352	.0874	.2059	.4633
18	0	.0000	.0000	.0000	.0000	.0000	.0000	.0000	.0000	.0000
	1	.0000	.0000	.0000	.0000	.0000	.0000	.0000	.0000	.0000
	2	.0001	.0000	.0000	.0000	.0000	.0000	.0000	.0000	.0000
	3	.0009	.0002	.0000	.0000	.0000	.0000	.0000	.0000	.0000
	4	.0039	.0011	.0002	.0000	.0000	.0000	.0000	.0000	.0000
	5	.0134	.0045	.0012	.0002	.0000	.0000	.0000	.0000	.0000
	6	.0354	.0145	.0047	.0012	.0002	.0000	.0000	.0000	.0000
	7	.0742	.0374	.0151	.0046	.0010	.0001	.0000	.0000	.0000
	8	.1248	.0771	.0385	.0149	.0042	.0008	.0001	.0000	.0000
	9	.1694	.1284	.0794	.0386	.0139	.0033	.0004	.0000	.0000
	10	.1864	.1734	.1327	.0811	.0376	.0120	.0022	.0002	.0000
	11	.1657	.1892	.1792	.1376	.0820	.0350	.0091	.0010	.0000
	12	.1181	.1655	.1941	.1873	.1436	.0816	.0301	.0052	.0002
	13	.0666	.1146	.1664	.2017	.1988	.1507	.0787	.0218	.0014
	14	.0291	.0614	.1104	.1681	.2130	.2153	.1592	.0700	.0093
	15	.0095	.0246	.0547	.1046	.1704	.2297	.2406	.1680	.0473
	16	.0022	.0069	.0190	.0458	.0958	.1723	.2556	.2835	.1683
	17	.0003	.0012	.0042	.0126	.0338	.0811	.1704	.3002	.3763
	18	.0000	.0001	.0004	.0016	.0056	.0180	.0536	.1501	.3972
20	0	.0000	.0000	.0000	.0000	.0000	.0000	.0000	.0000	.0000
	1	.0000	.0000	.0000	.0000	.0000	.0000	.0000	.0000	.0000
	2	.0000	.0000	.0000	.0000	.0000	.0000	.0000	.0000	.0000
	3	.0002	.0000	.0000	.0000	.0000	.0000	.0000	.0000	.0000
	4	.0013	.0003	.0000	.0000	.0000	.0000	.0000	.0000	.0000
	5	.0049	.0013	.0003	.0000	.0000	.0000	.0000	.0000	.0000
	6	.0150	.0049	.0012	.0002	.0000	.0000	.0000	.0000	.0000
	7	.0366	.0146	.0045	.0010	.0002	.0000	.0000	.0000	.0000
	8	.0727	.0355	.0136	.0039	.0008	.0001	.0000	.0000	.0000
	9	.1185	.0710	.0336	.0120	.0030	.0005	.0000	.0000	.0000
	10	.1593	.1171	.0686	.0308	.0099	.0020	.0002	.0000	.0000
	11	.1771	.1597	.1158	.0654	.0271	.0074	.0011	.0001	.0000
	12	.1623	.1797	.1614	.1144	.0609	.0222	.0046	.0004	.0000
	13	.1221	.1659	.1844	.1643	.1124	.0545	.0160	.0020	.0000
	14	.0746	.1244	.1712	.1916	.1686	.1091	.0454	.0089	.0003
	15	.0365	.0746	.1272	.1789	.2023	.1746	.1028	.0319	.0022
	16	.0139	.0350	.0738	.1304	.1897	.2182	.1821	.0898	.0133
	17	.0040	.0123	.0323	.0716	.1339	.2054	.2428	.1901	.0596
	18	.0008	.0031	.0100	.0278	.0669	.1369	.2293	.2852	.1887
	19	.0001	.0005	.0020	.0068	.0211	.0576	.1368	.2702	.3774
	20	.0000	.0000	.0002	.0008	.0032	.0115	.0388	.1216	.3585

TABLE 6 VALUES OF $e^{-\mu}$

μ	$e^{-\mu}$	μ	$e^{-\mu}$	μ	$e^{-\mu}$
.00	1.0000	2.00	.1353	4.00	.0183
.05	.9512	2.05	.1287	4.05	.0174
.10	.9048	2.10	.1225	4.10	.0166
.15	.8607	2.15	.1165	4.15	.0158
.20	.8187	2.20	.1108	4.20	.0150
.25	.7788	2.25	.1054	4.25	.0143
.30	.7408	2.30	.1003	4.30	.0136
.35	.7047	2.35	.0954	4.35	.0129
.40	.6703	2.40	.0907	4.40	.0123
.45	.6376	2.45	.0863	4.45	.0117
.50	.6065	2.50	.0821	4.50	.0111
.55	.5769	2.55	.0781	4.55	.0106
.60	.5488	2.60	.0743	4.60	.0101
.65	.5220	2.65	.0707	4.65	.0096
.70	.4966	2.70	.0672	4.70	.0091
.75	.4724	2.75	.0639	4.75	.0087
.80	.4493	2.80	.0608	4.80	.0082
.85	.4274	2.85	.0578	4.85	.0078
.90	.4066	2.90	.0550	4.90	.0074
.95	.3867	2.95	.0523	4.95	.0071
1.00	.3679	3.00	.0498	5.00	.0067
1.05	.3499	3.05	.0474	6.00	.0025
1.10	.3329	3.10	.0450	7.00	.0009
1.15	.3166	3.15	.0429	8.00	.000335
1.20	.3012	3.20	.0408	9.00	.000123
1.25	.2865	3.25	.0388	10.00	.000045
1.30	.2725	3.30	.0369		
1.35	.2592	3.35	.0351		
1.40	.2466	3.40	.0334		
1.45	.2346	3.45	.0317		
1.50	.2231	3.50	.0302		
1.55	.2122	3.55	.0287		
1.60	.2019	3.60	.0273		
1.65	.1920	3.65	.0260		
1.70	.1827	3.70	.0247		
1.75	.1738	3.75	.0235		
1.80	.1653	3.80	.0224		
1.85	.1572	3.85	.0213		
1.90	.1496	3.90	.0202		
1.95	.1423	3.95	.0193		

TABLE 7 POISSON PROBABILITIES (*Continued*)

<i>x</i>	μ									
	3.1	3.2	3.3	3.4	3.5	3.6	3.7	3.8	3.9	4.0
0	.0450	.0408	.0369	.0344	.0302	.0273	.0247	.0224	.0202	.0183
1	.1397	.1304	.1217	.1135	.1057	.0984	.0915	.0850	.0789	.0733
2	.2165	.2087	.2008	.1929	.1850	.1771	.1692	.1615	.1539	.1465
3	.2237	.2226	.2209	.2186	.2158	.2125	.2087	.2046	.2001	.1954
4	.1734	.1781	.1823	.1858	.1888	.1912	.1931	.1944	.1951	.1954
5	.1075	.1140	.1203	.1264	.1322	.1377	.1429	.1477	.1522	.1563
6	.0555	.0608	.0662	.0716	.0771	.0826	.0881	.0936	.0989	.1042
7	.0246	.0278	.0312	.0348	.0385	.0425	.0466	.0508	.0551	.0595
8	.0095	.0111	.0129	.0148	.0169	.0191	.0215	.0241	.0269	.0298
9	.0033	.0040	.0047	.0056	.0066	.0076	.0089	.0102	.0116	.0132
10	.0010	.0013	.0016	.0019	.0023	.0028	.0033	.0039	.0045	.0053
11	.0003	.0004	.0005	.0006	.0007	.0009	.0011	.0013	.0016	.0019
12	.0001	.0001	.0001	.0002	.0002	.0003	.0003	.0004	.0005	.0006
13	.0000	.0000	.0000	.0000	.0001	.0001	.0001	.0001	.0002	.0002
14	.0000	.0000	.0000	.0000	.0000	.0000	.0000	.0000	.0000	.0001

<i>x</i>	μ									
	4.1	4.2	4.3	4.4	4.5	4.6	4.7	4.8	4.9	5.0
0	.0166	.0150	.0136	.0123	.0111	.0101	.0091	.0082	.0074	.0067
1	.0679	.0630	.0583	.0540	.0500	.0462	.0427	.0395	.0365	.0337
2	.1393	.1323	.1254	.1188	.1125	.1063	.1005	.0948	.0894	.0842
3	.1904	.1852	.1798	.1743	.1687	.1631	.1574	.1517	.1460	.1404
4	.1951	.1944	.1933	.1917	.1898	.1875	.1849	.1820	.1789	.1755
5	.1600	.1633	.1662	.1687	.1708	.1725	.1738	.1747	.1753	.1755
6	.1093	.1143	.1191	.1237	.1281	.1323	.1362	.1398	.1432	.1462
7	.0640	.0686	.0732	.0778	.0824	.0869	.0914	.0959	.1002	.1044
8	.0328	.0360	.0393	.0428	.0463	.0500	.0537	.0575	.0614	.0653
9	.0150	.0168	.0188	.0209	.0232	.0255	.0280	.0307	.0334	.0363
10	.0061	.0071	.0081	.0092	.0104	.0118	.0132	.0147	.0164	.0181
11	.0023	.0027	.0032	.0037	.0043	.0049	.0056	.0064	.0073	.0082
12	.0008	.0009	.0011	.0014	.0016	.0019	.0022	.0026	.0030	.0034
13	.0002	.0003	.0004	.0005	.0006	.0007	.0008	.0009	.0011	.0013
14	.0001	.0001	.0001	.0001	.0002	.0002	.0003	.0003	.0004	.0005
15	.0000	.0000	.0000	.0000	.0001	.0001	.0001	.0001	.0001	.0002

<i>x</i>	μ									
	5.1	5.2	5.3	5.4	5.5	5.6	5.7	5.8	5.9	6.0
0	.0061	.0055	.0050	.0045	.0041	.0037	.0033	.0030	.0027	.0025
1	.0311	.0287	.0265	.0244	.0225	.0207	.0191	.0176	.0162	.0149
2	.0793	.0746	.0701	.0659	.0618	.0580	.0544	.0509	.0477	.0446
3	.1348	.1293	.1239	.1185	.1133	.1082	.1033	.0985	.0938	.0892
4	.1719	.1681	.1641	.1600	.1558	.1515	.1472	.1428	.1383	.1339

TABLE 7 POISSON PROBABILITIES (*Continued*)

<i>x</i>	μ									
	5.1	5.2	5.3	5.4	5.5	5.6	5.7	5.8	5.9	6.0
5	.1753	.1748	.1740	.1728	.1714	.1697	.1678	.1656	.1632	.1606
6	.1490	.1515	.1537	.1555	.1571	.1587	.1594	.1601	.1605	.1606
7	.1086	.1125	.1163	.1200	.1234	.1267	.1298	.1326	.1353	.1377
8	.0692	.0731	.0771	.0810	.0849	.0887	.0925	.0962	.0998	.1033
9	.0392	.0423	.0454	.0486	.0519	.0552	.0586	.0620	.0654	.0688
10	.0200	.0220	.0241	.0262	.0285	.0309	.0334	.0359	.0386	.0413
11	.0093	.0104	.0116	.0129	.0143	.0157	.0173	.0190	.0207	.0225
12	.0039	.0045	.0051	.0058	.0065	.0073	.0082	.0092	.0102	.0113
13	.0015	.0018	.0021	.0024	.0028	.0032	.0036	.0041	.0046	.0052
14	.0006	.0007	.0008	.0009	.0011	.0013	.0015	.0017	.0019	.0022
15	.0002	.0002	.0003	.0003	.0004	.0005	.0006	.0007	.0008	.0009
16	.0001	.0001	.0001	.0001	.0001	.0002	.0002	.0002	.0003	.0003
17	.0000	.0000	.0000	.0000	.0000	.0001	.0001	.0001	.0001	.0001

<i>x</i>	μ									
	6.1	6.2	6.3	6.4	6.5	6.6	6.7	6.8	6.9	7.0
0	.0022	.0020	.0018	.0017	.0015	.0014	.0012	.0011	.0010	.0009
1	.0137	.0126	.0116	.0106	.0098	.0090	.0082	.0076	.0070	.0064
2	.0417	.0390	.0364	.0340	.0318	.0296	.0276	.0258	.0240	.0223
3	.0848	.0806	.0765	.0726	.0688	.0652	.0617	.0584	.0552	.0521
4	.1294	.1249	.1205	.1162	.1118	.1076	.1034	.0992	.0952	.0912
5	.1579	.1549	.1519	.1487	.1454	.1420	.1385	.1349	.1314	.1277
6	.1605	.1601	.1595	.1586	.1575	.1562	.1546	.1529	.1511	.1490
7	.1399	.1418	.1435	.1450	.1462	.1472	.1480	.1486	.1489	.1490
8	.1066	.1099	.1130	.1160	.1188	.1215	.1240	.1263	.1284	.1304
9	.0723	.0757	.0791	.0825	.0858	.0891	.0923	.0954	.0985	.1014
10	.0441	.0469	.0498	.0528	.0558	.0588	.0618	.0649	.0679	.0710
11	.0245	.0265	.0285	.0307	.0330	.0353	.0377	.0401	.0426	.0452
12	.0124	.0137	.0150	.0164	.0179	.0194	.0210	.0227	.0245	.0264
13	.0058	.0065	.0073	.0081	.0089	.0098	.0108	.0119	.0130	.0142
14	.0025	.0029	.0033	.0037	.0041	.0046	.0052	.0058	.0064	.0071
15	.0010	.0012	.0014	.0016	.0018	.0020	.0023	.0026	.0029	.0033
16	.0004	.0005	.0005	.0006	.0007	.0008	.0010	.0011	.0013	.0014
17	.0001	.0002	.0002	.0002	.0003	.0003	.0004	.0004	.0005	.0006
18	.0000	.0001	.0001	.0001	.0001	.0001	.0001	.0002	.0002	.0002
19	.0000	.0000	.0000	.0000	.0000	.0000	.0000	.0001	.0001	.0001

<i>x</i>	μ									
	7.1	7.2	7.3	7.4	7.5	7.6	7.7	7.8	7.9	8.0
0	.0008	.0007	.0007	.0006	.0006	.0005	.0005	.0004	.0004	.0003
1	.0059	.0054	.0049	.0045	.0041	.0038	.0035	.0032	.0029	.0027
2	.0208	.0194	.0180	.0167	.0156	.0145	.0134	.0125	.0116	.0107
3	.0492	.0464	.0438	.0413	.0389	.0366	.0345	.0324	.0305	.0286
4	.0874	.0836	.0799	.0764	.0729	.0696	.0663	.0632	.0602	.0573

TABLE 7 POISSON PROBABILITIES (*Continued*)

<i>x</i>	μ									
	7.1	7.2	7.3	7.4	7.5	7.6	7.7	7.8	7.9	8.0
5	.1241	.1204	.1167	.1130	.1094	.1057	.1021	.0986	.0951	.0916
6	.1468	.1445	.1420	.1394	.1367	.1339	.1311	.1282	.1252	.1221
7	.1489	.1486	.1481	.1474	.1465	.1454	.1442	.1428	.1413	.1396
8	.1321	.1337	.1351	.1363	.1373	.1382	.1388	.1392	.1395	.1396
9	.1042	.1070	.1096	.1121	.1144	.1167	.1187	.1207	.1224	.1241
10	.0740	.0770	.0800	.0829	.0858	.0887	.0914	.0941	.0967	.0993
11	.0478	.0504	.0531	.0558	.0585	.0613	.0640	.0667	.0695	.0722
12	.0283	.0303	.0323	.0344	.0366	.0388	.0411	.0434	.0457	.0481
13	.0154	.0168	.0181	.0196	.0211	.0227	.0243	.0260	.0278	.0296
14	.0078	.0086	.0095	.0104	.0113	.0123	.0134	.0145	.0157	.0169
15	.0037	.0041	.0046	.0051	.0057	.0062	.0069	.0075	.0083	.0090
16	.0016	.0019	.0021	.0024	.0026	.0030	.0033	.0037	.0041	.0045
17	.0007	.0008	.0009	.0010	.0012	.0013	.0015	.0017	.0019	.0021
18	.0003	.0003	.0004	.0004	.0005	.0006	.0006	.0007	.0008	.0009
19	.0001	.0001	.0001	.0002	.0002	.0002	.0003	.0003	.0003	.0004
20	.0000	.0000	.0001	.0001	.0001	.0001	.0001	.0001	.0001	.0002
21	.0000	.0000	.0000	.0000	.0000	.0000	.0000	.0000	.0001	.0001

<i>x</i>	μ									
	8.1	8.2	8.3	8.4	8.5	8.6	8.7	8.8	8.9	9.0
0	.0003	.0003	.0002	.0002	.0002	.0002	.0002	.0002	.0001	.0001
1	.0025	.0023	.0021	.0019	.0017	.0016	.0014	.0013	.0012	.0011
2	.0100	.0092	.0086	.0079	.0074	.0068	.0063	.0058	.0054	.0050
3	.0269	.0252	.0237	.0222	.0208	.0195	.0183	.0171	.0160	.0150
4	.0544	.0517	.0491	.0466	.0443	.0420	.0398	.0377	.0357	.0337
5	.0882	.0849	.0816	.0784	.0752	.0722	.0692	.0663	.0635	.0607
6	.1191	.1160	.1128	.1097	.1066	.1034	.1003	.0972	.0941	.0911
7	.1378	.1358	.1338	.1317	.1294	.1271	.1247	.1222	.1197	.1171
8	.1395	.1392	.1388	.1382	.1375	.1366	.1356	.1344	.1332	.1318
9	.1256	.1269	.1280	.1290	.1299	.1306	.1311	.1315	.1317	.1318
10	.1017	.1040	.1063	.1084	.1104	.1123	.1140	.1157	.1172	.1186
11	.0749	.0776	.0802	.0828	.0853	.0878	.0902	.0925	.0948	.0970
12	.0505	.0530	.0555	.0579	.0604	.0629	.0654	.0679	.0703	.0728
13	.0315	.0334	.0354	.0374	.0395	.0416	.0438	.0459	.0481	.0504
14	.0182	.0196	.0210	.0225	.0240	.0256	.0272	.0289	.0306	.0324
15	.0098	.0107	.0116	.0126	.0136	.0147	.0158	.0169	.0182	.0194
16	.0050	.0055	.0060	.0066	.0072	.0079	.0086	.0093	.0101	.0109
17	.0024	.0026	.0029	.0033	.0036	.0040	.0044	.0048	.0053	.0058
18	.0011	.0012	.0014	.0015	.0017	.0019	.0021	.0024	.0026	.0029
19	.0005	.0005	.0006	.0007	.0008	.0009	.0010	.0011	.0012	.0014
20	.0002	.0002	.0002	.0003	.0003	.0004	.0004	.0005	.0005	.0006
21	.0001	.0001	.0001	.0001	.0001	.0002	.0002	.0002	.0002	.0003
22	.0000	.0000	.0000	.0000	.0001	.0001	.0001	.0001	.0001	.0001

TABLE 7 POISSON PROBABILITIES (*Continued*)

<i>x</i>	μ									
	9.1	9.2	9.3	9.4	9.5	9.6	9.7	9.8	9.9	10
0	.0001	.0001	.0001	.0001	.0001	.0001	.0001	.0001	.0001	.0000
1	.0010	.0009	.0009	.0008	.0007	.0007	.0006	.0005	.0005	.0005
2	.0046	.0043	.0040	.0037	.0034	.0031	.0029	.0027	.0025	.0023
3	.0140	.0131	.0123	.0115	.0107	.0100	.0093	.0087	.0081	.0076
4	.0319	.0302	.0285	.0269	.0254	.0240	.0226	.0213	.0201	.0189
5	.0581	.0555	.0530	.0506	.0483	.0460	.0439	.0418	.0398	.0378
6	.0881	.0851	.0822	.0793	.0764	.0736	.0709	.0682	.0656	.0631
7	.1145	.1118	.1091	.1064	.1037	.1010	.0982	.0955	.0928	.0901
8	.1302	.1286	.1269	.1251	.1232	.1212	.1191	.1170	.1148	.1126
9	.1317	.1315	.1311	.1306	.1300	.1293	.1284	.1274	.1263	.1251
10	.1198	.1210	.1219	.1228	.1235	.1241	.1245	.1249	.1250	.1251
11	.0991	.1012	.1031	.1049	.1067	.1083	.1098	.1112	.1125	.1137
12	.0752	.0776	.0799	.0822	.0844	.0866	.0888	.0908	.0928	.0948
13	.0526	.0549	.0572	.0594	.0617	.0640	.0662	.0685	.0707	.0729
14	.0342	.0361	.0380	.0399	.0419	.0439	.0459	.0479	.0500	.0521
15	.0208	.0221	.0235	.0250	.0265	.0281	.0297	.0313	.0330	.0347
16	.0118	.0127	.0137	.0147	.0157	.0168	.0180	.0192	.0204	.0217
17	.0063	.0069	.0075	.0081	.0088	.0095	.0103	.0111	.0119	.0128
18	.0032	.0035	.0039	.0042	.0046	.0051	.0055	.0060	.0065	.0071
19	.0015	.0017	.0019	.0021	.0023	.0026	.0028	.0031	.0034	.0037
20	.0007	.0008	.0009	.0010	.0011	.0012	.0014	.0015	.0017	.0019
21	.0003	.0003	.0004	.0004	.0005	.0006	.0006	.0007	.0008	.0009
22	.0001	.0001	.0002	.0002	.0002	.0002	.0003	.0003	.0004	.0004
23	.0000	.0001	.0001	.0001	.0001	.0001	.0001	.0001	.0002	.0002
24	.0000	.0000	.0000	.0000	.0000	.0000	.0000	.0001	.0001	.0001

<i>x</i>	μ									
	11	12	13	14	15	16	17	18	19	20
0	.0000	.0000	.0000	.0000	.0000	.0000	.0000	.0000	.0000	.0000
1	.0002	.0001	.0000	.0000	.0000	.0000	.0000	.0000	.0000	.0000
2	.0010	.0004	.0002	.0001	.0000	.0000	.0000	.0000	.0000	.0000
3	.0037	.0018	.0008	.0004	.0002	.0001	.0000	.0000	.0000	.0000
4	.0102	.0053	.0027	.0013	.0006	.0003	.0001	.0001	.0000	.0000
5	.0224	.0127	.0070	.0037	.0019	.0010	.0005	.0002	.0001	.0001
6	.0411	.0255	.0152	.0087	.0048	.0026	.0014	.0007	.0004	.0002
7	.0646	.0437	.0281	.0174	.0104	.0060	.0034	.0018	.0010	.0005
8	.0888	.0655	.0457	.0304	.0194	.0120	.0072	.0042	.0024	.0013
9	.1085	.0874	.0661	.0473	.0324	.0213	.0135	.0083	.0050	.0029
10	.1194	.1048	.0859	.0663	.0486	.0341	.0230	.0150	.0095	.0058
11	.1194	.1144	.1015	.0844	.0663	.0496	.0355	.0245	.0164	.0106
12	.1094	.1144	.1099	.0984	.0829	.0661	.0504	.0368	.0259	.0176
13	.0926	.1056	.1099	.1060	.0956	.0814	.0658	.0509	.0378	.0271
14	.0728	.0905	.1021	.1060	.1024	.0930	.0800	.0655	.0514	.0387

